

ASSEMBLY INSTRUCTIONS

Upholstered Chair / keycode no:42428428


PLEASE READ THE INSTRUCTIONS CAREFULLY.






CARE INSTRUCTION:

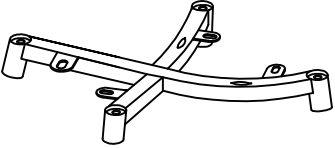
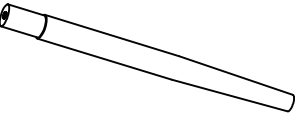

1. BE SURE YOU HAVE ALL PARTS BEFORE YOU START ASSEMBLING.
2. ASSEMBLE ON A CLEAN SOFT CARPETED SURFACE TO AVOID SCRATCHING THE SURFACE OF THE UNIT. DO NOT KNOCK OR DRAG THE PRODUCT.
3. WHEN CLEANING THE SURFACE, USE A DAMP CLOTH OR DRY CLEAN CLOTH.

WARNING:

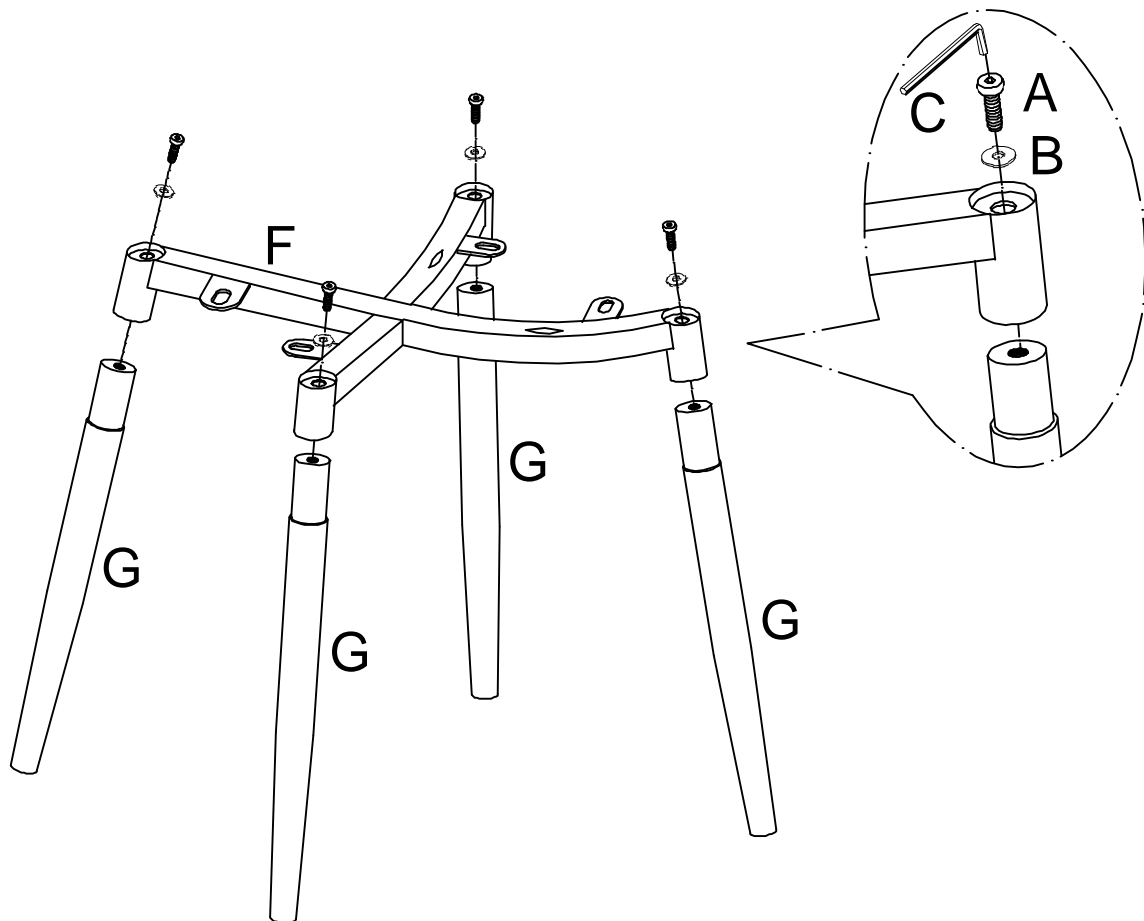
1. THIS PACKAGE CONTAINS SMALL PARTS AND SHARP POINTS.
2. KEEP AWAY FROM CHILDREN AND BABIES UNTIL ASSEMBLY IS COMPLETE.
3. TAKE CARE IF USING POWER TOOLS TO ASSEMBLE THE PRODUCT.
4. DO NOT STAND ON THE CHAIR.
5. USE FOR ONE PERSON ONLY.
6. DO NOT USE THE CHAIR AS A STEP LADDER.
7. DO NOT USE THE CHAIR UNLESS ALL BOLTS,SCREWS AND KNOBS ARE FIRMLY SECURED.
8. FAILURE TO FOLLOW THESE WARNINGS COULD RESULT IN SERIOUS INJURY.
9. FOR INDOOR USE ONLY.
10. MAXIMUM SAFE LOAD: 100KGS.



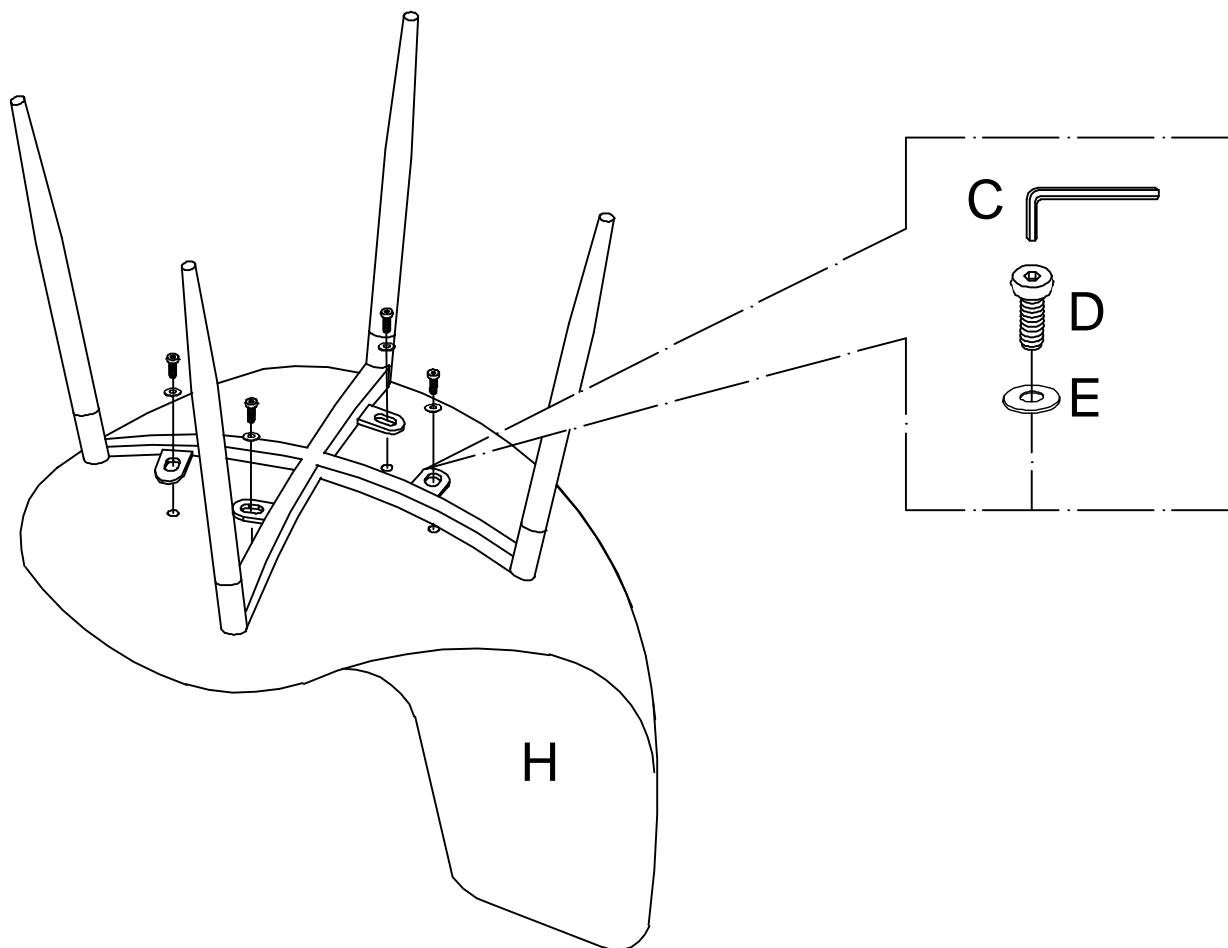
A	x4	B	x4	C	x1	D	x4	E	x4
 M8*20mm		 M8		 5#		 M6*16mm		 M6	

F	x1	G	x4	H	x1
					

1



2



3

